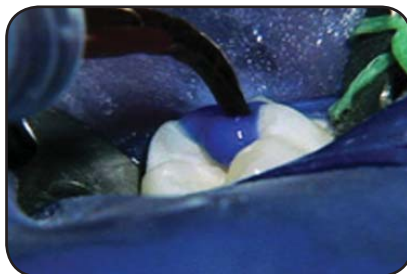


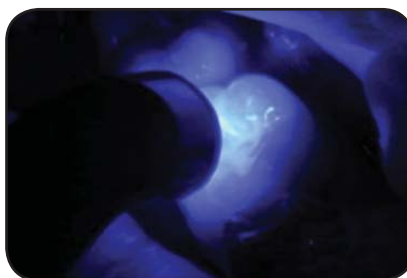
# Sealants



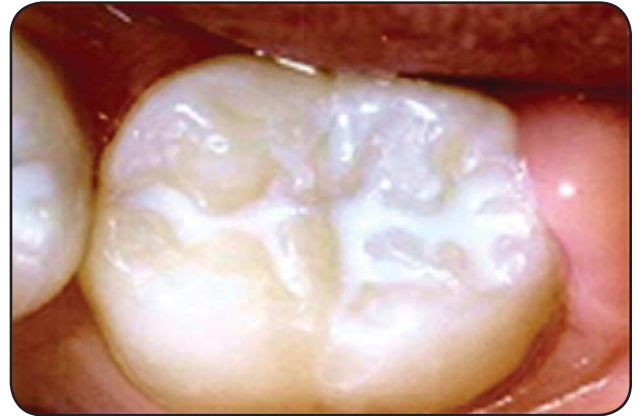
*Red dye reveals plaque in pits and fissures*



*Conditioning solution is applied*



*Curing light hardens sealant*



*Sealant*

## Sealant purpose

A sealant is a clear or white plastic coating that is placed on the biting surfaces of back teeth to help prevent tooth decay.

## The benefits of sealant

Back teeth have deep grooves and pits that are very difficult to keep clean. Plaque, which is a sticky, colorless film of food and bacteria, collects in these grooves. Plaque is nearly invisible, so to see it, we may stain the plaque with a harmless red dye.

Every time you eat, the bacteria in plaque forms acid. Without a protective sealant, this acid attacks the enamel that protects your teeth and causes the enamel to break down. Then, you get a cavity.

## Placing sealant

To place the sealant, we thoroughly clean and dry your teeth. Next, a conditioning solution is applied. Then we brush the sealant material into the grooves of your back teeth. Some types of sealants harden on their own, while others harden when exposed to a special light.

A sealant is an effective shield that can defend your back teeth against cavities and help preserve your oral health.